

Executive Summary (History) for ABC Company

Trip Departures from 01/01/2001 to 05/31/2001

Air Charges Summary	Totals	% of Total
Transactions - Invoices:	6530	97.0 %
Credits:	199	3.0 %
Total Transactions:	6729	
Net # of Trips:	6331	
Averages		
Air Charges:	\$2,982,281.78	\$471.06
Savings:	\$821,510.22	\$129.76
# of Exceptions:	2778	
Lost Savings:	\$238,356.12	\$37.65

Top 5 City Pairs	# of Segs	Amount
Seattle Tacom<->San Francisco	574	\$75,651.04
Los Angeles<->Seattle Tacom	416	\$70,055.15
Phoenix<->Seattle Tacom	404	\$70,323.84
Seattle Tacom<->San Jose	388	\$46,362.19
Spokane<->Seattle Tacom	380	\$28,383.13

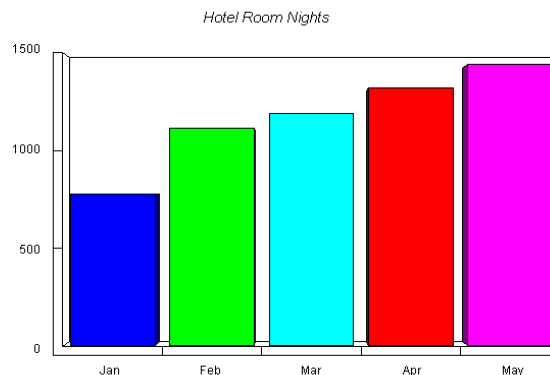
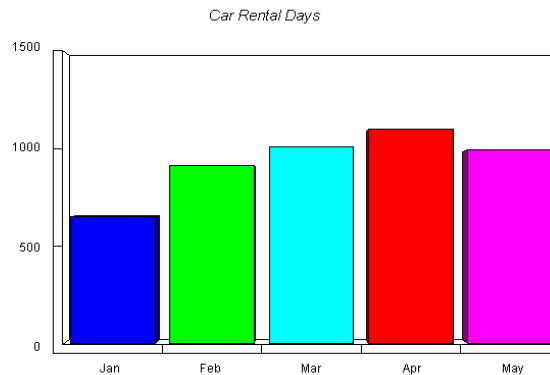
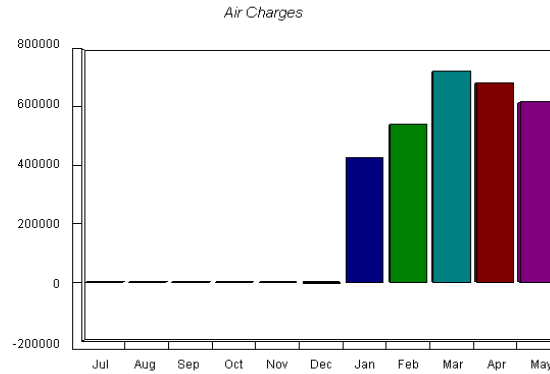
Car Rental Summary	Totals	Averages
# of Cars Rented:	1711	
# of Days Rented:	4670	2
Cost (Booked Rate):	\$184,897.78	\$43.94
Cost per Day:	N/A	\$39.80

Top 5 Car Rental Cities	# of Days	Amount
SEATTLE, WA	486	\$17,455.96
PHOENIX, AZ	276	\$10,956.22
LOS ANGELES, CA	217	\$8,219.82
SAN FRANCISCO, CA	185	\$6,854.98
SAN JOSE, CA	181	\$8,006.63

Hotel Bkng Summary	Totals	Averages
# of Bookings:	2554	
# of Nights Booked:	5850	2
Cost (Booked Rate):	\$762,289.85	\$137.26
Cost per Night:	N/A	\$131.05

Top 5 Hotel Cities	# of Days	Amount
LAS VEGAS, NV	269	\$36,459.01
FT MILL, SC	259	\$14,245.00
PINEVILLE, NC	200	\$17,128.00
NEW YORK, NY	184	\$47,758.99
SAN FRANCISCO, CA	180	\$39,237.10

Trip Departures from 07/01/2000 to 05/31/2001



Trip Departures from 01/01/2001 to 05/31/2001

